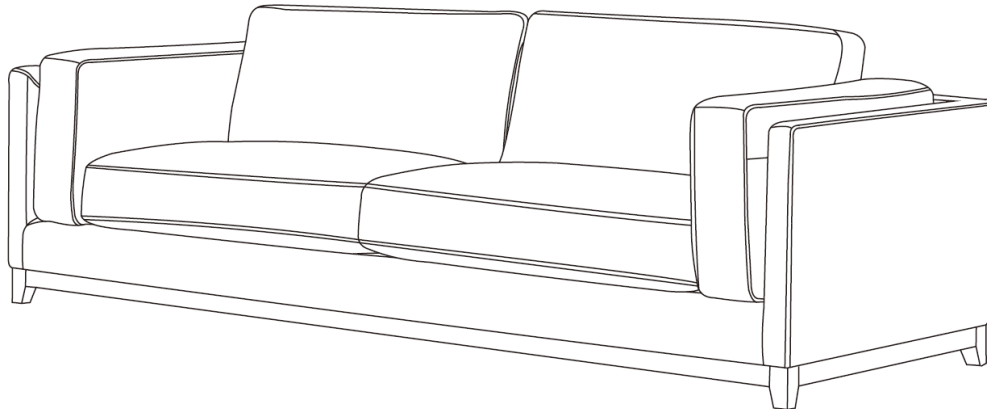








## SENSO 3.5 SEATER SOFA

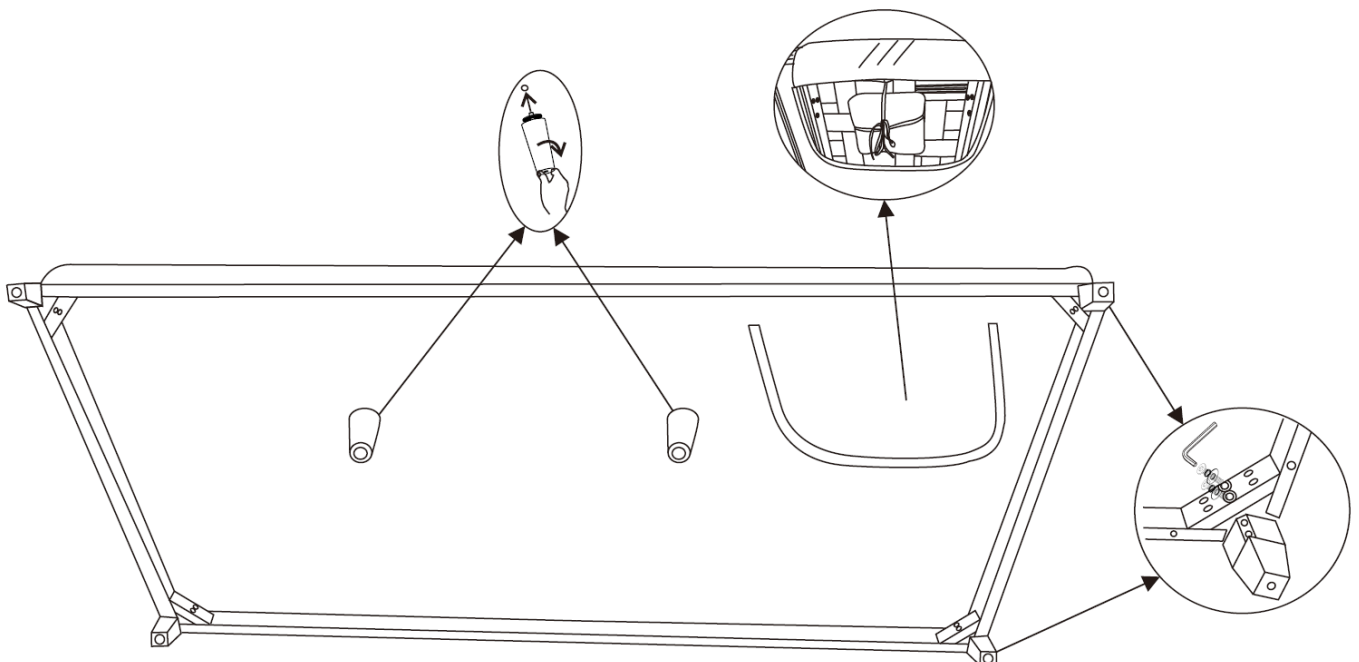
**IMPORTANT:** Please read these assembly instructions carefully before beginning assembly. Retain for future reference. **CAUTION:** This product is heavy. Assemble with the assistance of another adult. Do not assemble in the presence of children.



-  X2
-  X2
-  X8
-  X4
-  X8
-  X8


### To Assemble:







Legs are located inside the black dust cover at the bottom of the piece. Unzip to remove the legs. Attach the corner legs to the corresponding pre-drilled holes using the provided hardware. Attach the centre support legs by hand turning in a clockwise direction until tight.



## SENSO 2.5 SEATER SOFA

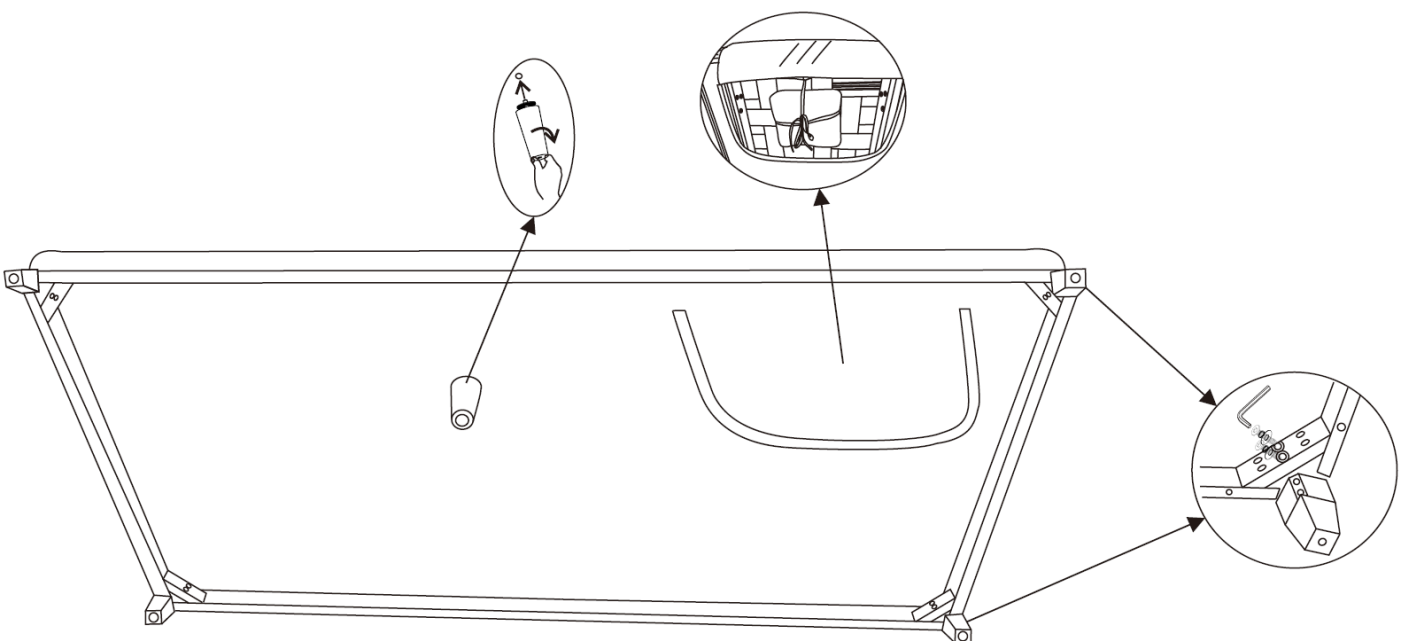
**IMPORTANT:** Please read these assembly instructions carefully before beginning assembly. Retain for future reference. **CAUTION:** This product is heavy. Assemble with the assistance of another adult. Do not assemble in the presence of children.



-  X1
-  X1
-  X8
-  X4
-  X8
-  X8

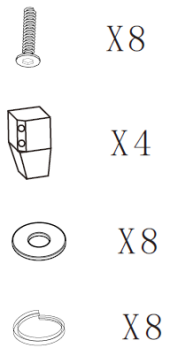

### To Assemble:

Legs are located inside the black dust cover at the bottom of the piece. Unzip to remove the legs. Attach the corner legs to the corresponding pre-drilled holes using the provided hardware. Attach the centre support legs by hand turning in a clockwise direction until tight.



## SENSO ARMCHAIR

**IMPORTANT:** Please read these assembly instructions carefully before beginning assembly. Retain for future reference. **CAUTION:** This product is heavy. Assemble with the assistance of another adult. Do not assemble in the presence of children.



### To Assemble:

Legs are located inside the black dust cover at the bottom of the piece. Unzip to remove the legs. Attach the corner legs to the corresponding pre-drilled holes using the provided hardware.

